

Agency Data Champions are responsible for leading the adoption of the [2011 Declaration on Open and Transparent Government](#) in their agencies. The Declaration directs all public service departments and encourages other public sector agencies to commit to actively releasing high value public data for re-use in accordance with the Declaration, the New Zealand Data and Information Management Principles ([NZDIMP](#)), and with the New Zealand Government Open Access and Licensing ([NZGOAL](#)) Review and Release process.

The role of an Agency Data Champion is to ensure that the Declaration is put into action by their agency, and to report on progress annually.

The data from this third annual survey will be used by the Open Government Information and Data Secretariat to compile the 2014 report to Cabinet on agency adoption of the Declaration.

Please take time to provide all of the information requested in this survey. There is space to add comments or include additional information at the end of this survey.

A new section has been added this year for agencies that have released restricted data (defined in Appendix 1) for re-use by authorised users. The release of this data is not covered by questions 1 to 18.

Can you please return this survey to kbooth@linz.govt.nz by Thursday 28 March 2014.

Name of agency:

Incorporating open data into your agencies' business planning activities

- 1** How have you incorporated the Declaration into your core business activities? Please tick all options that apply to your agency.
- A tier 2 or tier 3 manager is currently appointed as Data Champion.
 - Steps to achieving the goals of the Declaration are in your current Statement of Intent.
 - Steps to achieving the Declaration are in your current strategic business plan(s).
 - Steps to achieving the Declaration will be included in core business planning for 2014/15.
 - Steps to achieving the Declaration are in other current business plans. If so, please outline:

 - Not yet in your business planning
Please outline how they will be included in your future core business planning.

 - A Data Coordinator (or similar role to assist the Agency Data Champion in progressing adoption within your agency) has been appointed, with this responsibility included in their job description.



High value public data released for re-use since March 2013

2 Since March 2013, in accordance with the Declaration, has your agency released any high value public data for re-use? (see definitions in Appendix 1).

No. Please outline reasons why.

Yes. Please use Table 1 below to list what has been released for re-use, and which outcomes it contributes to. (Please add rows as required). Please also identify those datasets that relate to your Better Public Service (BPS) initiatives by noting “BPS” in the data description field.

Table 1

Data Description	Date released (since March 2013)	Note your 5 Star open data rating (Refer to App 2)	Listed on data.govt.nz	NZGOAL licence used (Refer to App 3, use 1-6)	Outcomes		
					Economic & Social	Transparency & Democratic	Efficiency
			<input type="checkbox"/>	<input type="checkbox"/>	<input type="checkbox"/>	<input type="checkbox"/>	<input type="checkbox"/>
			<input type="checkbox"/>	<input type="checkbox"/>	<input type="checkbox"/>	<input type="checkbox"/>	<input type="checkbox"/>
			<input type="checkbox"/>	<input type="checkbox"/>	<input type="checkbox"/>	<input type="checkbox"/>	<input type="checkbox"/>
			<input type="checkbox"/>	<input type="checkbox"/>	<input type="checkbox"/>	<input type="checkbox"/>	<input type="checkbox"/>

3 Has your agency changed how you release information or data for re-use on your website(s) to increase the usefulness of your public data? (Refer to Appendix 4 for examples of how agencies are releasing their public data for re-use).

No.

Yes. Please outline why you made these changes.



Re-use of your 2013 public data and engagement with your users

4	<p>Do you have any metrics to assess how your data is being re-used, and who your users are?</p> <p><input type="checkbox"/> Yes. Please outline the metrics you collect.</p> <p><input type="checkbox"/> No.</p>
5	<p>Please list examples of how third parties access your public data, and how they have re-used your agency's public data (since March 2013). Please note which outcomes (economic, social; transparency and democratic; or efficiency) this re-use has contributed to.</p>
6	<p>Have you have worked with your key stakeholders/users since March 2013 to identify the high value public data they wish your agency to make available for re-use?</p> <p><input type="checkbox"/> Yes. Please outline what you have done and your future plans for working with key stakeholders.</p> <p><input type="checkbox"/> No. Please outline your future plans for working with key stakeholders.</p>

Plans to release high value public data in 2014

7	<p>Have you identified other potential high value public data for re-use?</p> <p><input type="checkbox"/> No. Please outline reasons why.</p> <p><input type="checkbox"/> Yes. Please use Table 2 on the next page to list what you plan to release for re-use, and which outcomes it will contribute to. (Please add rows as required.)</p>
---	--



Table 2

Data Description	Planned Release Date	Note your expected 5 Star open data rating (Refer to App 2)	Will list on data.govt.nz	Planned NZGOAL licence (Refer to App 3, use 1-6)	Expected Outcomes		
					Economic & Social	Transparency & Democratic	Efficiency
			<input type="checkbox"/>	<input type="checkbox"/>	<input type="checkbox"/>	<input type="checkbox"/>	<input type="checkbox"/>
			<input type="checkbox"/>	<input type="checkbox"/>	<input type="checkbox"/>	<input type="checkbox"/>	<input type="checkbox"/>
			<input type="checkbox"/>	<input type="checkbox"/>	<input type="checkbox"/>	<input type="checkbox"/>	<input type="checkbox"/>
			<input type="checkbox"/>	<input type="checkbox"/>	<input type="checkbox"/>	<input type="checkbox"/>	<input type="checkbox"/>

Using existing government data services to release public data for re-use

8 Are you considering using an existing data hosting or dissemination service to release your public data (e.g. LINZ Data Service; Statistics NZ’s Datahub)?

Already use one. Please describe.
 No.
 Yes.

9 If yes, please outline the type of service you are looking for.

Internal outcomes of open data


10 What has the release of other agencies’ public data in a re-usable format meant for your agency?

We use other agencies’ existing public data where possible rather than collecting it ourselves.
 We receive agencies’ relevant machine-readable public data directly rather than manipulating it to load into our system.
 It has enabled us to extend analysis of the data beyond the original intent of the supplying agency.
 Other, please specify.



	Please list the dataset(s) you use and the source agency(ies).			
11	Has this resulted in direct cost savings or efficiency gains? <input type="checkbox"/> No. <input type="checkbox"/> Yes. Please outline how.			
12	Has your agency experienced a decrease in requests for the information or public data that is now available online in a re-usable format? <input type="checkbox"/> No. <input type="checkbox"/> Yes. Please quantify, if possible, and outline what this has meant for your agency.			
13	Has your agency experienced an increase in requests for more information or data to be made available since you released public data in accordance with the Declaration? <input type="checkbox"/> No. <input type="checkbox"/> Yes. Please describe what public data or information is being requested and outline what this has meant for your agency.			
Your level of adoption of NZGOAL and the Declaration				
14	Do you consider the use of NZGOAL and adoption of the Declaration in your agency is:			
<input type="checkbox"/>	Business as usual	<input type="checkbox"/>	Not quite business as usual but making good progress	<input type="checkbox"/>
			<input type="checkbox"/>	In the early stages
				<input type="checkbox"/>
				Not sure how to start
15	Last year no insurmountable barriers to adoption of the Declaration were reported. However, what ongoing challenges have you been working to overcome since March 2013?			



16	<p>Have you placed a generic copyright statement on your websites (main and subsidiary websites) in accordance with the NZGOAL Guidance Note 1 (http://webtoolkit.govt.nz/guides/legal-and-policy/nzgoal-guidance-note-1-website-copyright-statements/)?</p> <p><input type="checkbox"/> Yes. <input type="checkbox"/> No. Please outline why.</p>
17	<p>Are you using the default licence [] on all your online and paper publications?</p> <p><input type="checkbox"/> Yes. <input type="checkbox"/> No. Please outline why.</p>
18	<p>Please add any other comments about your agency's release of high value public data for re-use in accordance with the 2011 Declaration on Open and Transparent Government.</p>

Thank you for taking the time to complete this open data survey

If compliance with the Declaration has resulted in your agency changing its process for re-use of restricted data, please complete Questions A, B and C on the next page



Re-use of restricted data

‘Restricted data’ is defined in Appendix 1.

Release of restricted data for re-use

A	Has the Declaration changed the way your restricted data is made available to other agencies for re-use? <input type="checkbox"/> No <input type="checkbox"/> Yes. Please outline the changes and list below the datasets that have been made available for re-use.
B	Please describe the impact for your agency of making your restricted data available for re-use.
C	Please outline any plans for future release of your restricted data for re-use.



Appendix 1

Link to Declaration

<http://ict.govt.nz/programme/opening-government-data-and-information/declaration-open-and-transparent-government>

Definitions

Public data is non-personal, unclassified and non-confidential data:

- collected, commissioned or created by the agency in carrying out its functions or statutory responsibilities;
- publicly funded; and for which there is no restriction:
 - a) in the case of copyright works, to its release and re-use, in accordance with NZGOAL , under any of the Creative Common NZ law licences, or
 - b) in the case of non-copyright material, to its open release and re-use.

High value public data is data which, when re-used, has one or more of the following impacts:

Economic & social outcomes	Transparency & democratic outcomes	Efficiency outcomes
Businesses can use it to add value, innovate & create new products to spur economic growth	It reports on the performance of an agency or service	It supports cross-sector service delivery, e.g. other agencies & NGOs can use it to improve their services
Businesses and communities can use it to: <ul style="list-style-type: none"> • develop useful applications/new services • make informed decisions about the government services they use • make informed decisions that improve their quality of life 	It provides details of government funding and/or expenditure	Releasing it for re-use could: <ul style="list-style-type: none"> • make it easier for government agencies to work together • reduce the cost of providing an existing government service • reduce the cost of accessing and processing this information for existing users
It provides information about sustainability and risk.	It provides an evidence base informing & encouraging external participation in policy development	It helps align central & local government initiatives through a more coordinated national view of government data



Restricted data is personal, classified or confidential data that is:

- collected and used by the releasing agency for its core functions
- aggregated and anonymised for use by other authorised users
- made available to authorised users (i.e., specific government agencies and/or registered users (e.g., via a semi-controlled environment at Statistics NZ; Statistics NZ’s Integrated Data Infrastructure).







Appendix 2 – 5 Star Open Data Rating

Please use this rating to note the formats of your data in questions 2 and 7.

1 Star	Word, PDF, only	on the web with an open licence (data is visible, licensed for re-use, but requires considerable effort to reuse)
2 Star	Excel, ESRI ArcMAP and ArcGIS	machine-readable data (data is visible, licensed, and easy to re-use, proprietary format so may not be re-usable by all)
3 Star	CSV, XML, HTML	non-proprietary formats (data is visible, and easy to re-use by all (not restricted to using specific software))
4 Star	RDF (Resource Description Framework); Rich Text Format	uses RDF (Resource Description Framework) standards (data is visible, easy to re-use and described in a standard format)
5 Star	Linked RDF (Resource Description Framework), Open Geospatial Consortium, Web Feature Service & Web Mapping Service	uses linked RDF (data is visible, easy to re-use, described in a standard fashion and meaning is clarified by being linked to a common definition)

Appendix 3 – NZGOAL Creative Commons Licence options

Please use the number in the left-hand column when completing questions 2 and 7.

1	BY (NZGOAL Default licence)		Attribution
2	BY-NC		Attribution – Noncommercial
3	BY-NC-ND		Attribution – Noncommercial – No Derivatives
4	BY-NC-SA		Attribution – Noncommercial – Share Alike
5	BY-ND		Attribution – No Derivatives
6	BY-SA		Attribution – Share Alike



Appendix 4 – Examples of high value public data release that assist the public to use the data directly from the agencies’ website or to undertake further analysis and/or development using the raw data.

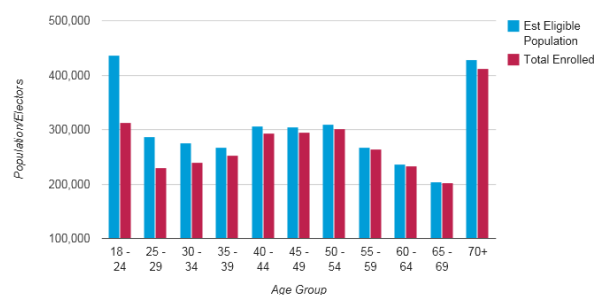
1. Data is available in summarised format only (data also available in re-usable format).

Published	File	Comments
3 Dec 2013	Financial Statements of the Government of New Zealand for the Four Months Ended 31 October 2013	fsgnz-4mths-oct13.pdf (386 KB)
3 Dec 2013	The Treasury’s Media Statement: Financial Statements of the Government of New Zealand for the Four Months Ended 31 October 2013	
3 Dec 2013	Financial Statements of the Government of New Zealand for the Four Months Ended 31 October 2013 Data Tables (Excluding Commentary)	fsgnz-4mths-oct13.xls (299 KB)

2. Data is presented for immediate use and for own analysis (tables (html), graphically (may also be visualisation/dashboard) and with supporting data).

Electorate: Entire country

Age	Est Eligible Population	General Roll	Maori Roll	Total Enrolled	Difference	% Enrolled
18 - 24	437,380	276,727	35,555	312,282	125,098	71.40%
25 - 29	286,470	202,972	26,416	229,388	57,082	80.07%
30 - 34	275,370	215,030	24,029	239,059	36,311	86.81%
35 - 39	267,210	228,966	23,851	252,817	14,393	94.61%
40 - 44	305,700	269,327	24,925	294,252	11,448	96.26%
45 - 49	305,100	271,727	22,963	294,690	10,410	96.59%
50 - 54	308,980	280,341	22,092	302,433	6,547	97.88%
55 - 59	267,660	246,725	16,983	263,708	3,952	98.52%
60 - 64	236,600	220,214	12,404	232,618	3,982	98.32%
65 - 69	203,620	193,568	8,565	202,133	1,487	99.27%
70+	428,430	398,979	12,731	411,710	16,720	96.10%



	A	B	C	D	E	F	G
1	Age	Est Eligibl	General R	Maori Roll	Total Enro	Differenc	% Enrolled
2	18 - 24	437,380	276,727	35,555	312,282	125,098	71.40%
3	25 - 29	286,470	202,972	26,416	229,388	57,082	80.07%
4	30 - 34	275,370	215,030	24,029	239,059	36,311	86.81%
5	35 - 39	267,210	228,966	23,851	252,817	14,393	94.61%
6	40 - 44	305,700	269,327	24,925	294,252	11,448	96.26%
7	45 - 49	305,100	271,727	22,963	294,690	10,410	96.59%
8	50 - 54	308,980	280,341	22,092	302,433	6,547	97.88%
9	55 - 59	267,660	246,725	16,983	263,708	3,952	98.52%
10	60 - 64	236,600	220,214	12,404	232,618	3,982	98.32%
11	65 - 69	203,620	193,568	8,565	202,133	1,487	99.27%
12	70+	428,430	398,979	12,731	411,710	16,720	96.10%
13	Total	3,322,520	2,804,576	230,514	3,035,090	287,430	91.35%



- Raw data is provided; people can do analysis themselves (provides detailed data, not just a summary data for a table or graph).

Electricity data tables

Modelling & Sector Trends
energydata@med.govt.nz

Electricity Generation and Consumption Quarterly Updates
 Tables 1-4 are updated every quarter along with the latest
[New Zealand Energy Quarterly publication](#)
 Expand the lefthand toolbar to get lower disaggregations for these tables

[Table 1](#)
 Quarterly Electricity Generation & Consumption (GWh)

[Table 2](#)
 Yearly Electricity Generation, Consumption, & Lines Losses (GWh)

[Table 3](#)
 Quarterly Electricity Generation & Consumption (PJ)

[Table 4](#)
 Yearly Electricity Generation, Consumption, & Lines Losses (PJ)

Electricity Annual Updates
 Tables 5-15 are updated every year along with the latest
[Energy in New Zealand publication](#)

[Table 5](#)
 Electricity Supply and Demand Energy Balance (GWh)

[Table 6](#)
 Electricity Generation by Fuel Type with Cogeneration separated out (GWh)

[Table 7](#)

Contents Table 1 Table 2 Table 3 Table 4 Table 5 Table 6 Table 7 Table 8 Table 9

- Products/apps using public data (no raw data available) have been developed.



- A programmatic interface (eg, Application Programming Interface (API)) has been implemented to enable access to your high value public data.